C·LUCE

TW | OFFICE EVO

CE | IP43 | IK05 | ⏚ | ta -25/+40 | 50-60 Hz | 220-240V | EN 60598-1 60598-2-2 60598-2-22

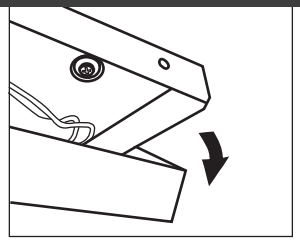

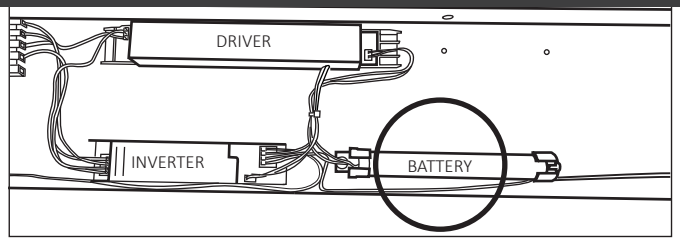

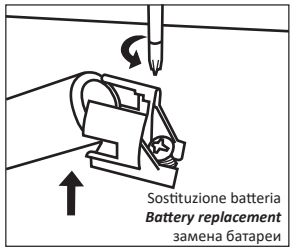

Sostituzione batteria
Battery replacement
замена батареи

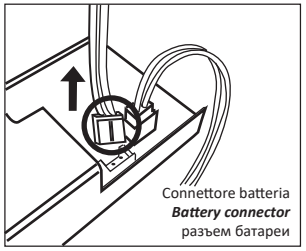

Connettore batteria
Battery connector
разъем батареи

TIPO BATTERIA _***BATTERY TYPE*** аккумуляторная Батареи	
Emergency Basic /Smart: 220-240 V 50-60Hz	3,2V/4,5 Ah Nominal emergency operation period hrs: 3 3,2V/3 Ah Nominal emergency operation period hr: 1
Linear Battery for emergency Basic & Smart:	LiFePO4 Battery holder

SCHEMA DI COLLEGAMENTO EMERGENZA _***EMERGENCY CONNECTION DIAGRAM***
СХЕМА ЭКСТРЕННОГО СОЕДИНЕНИЯ

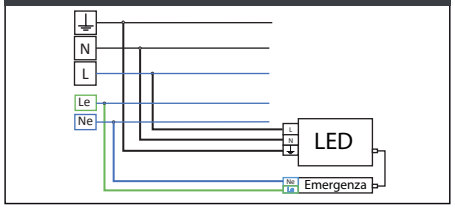

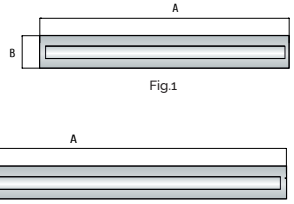

Fig.1

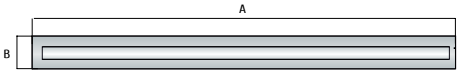

Fig.2

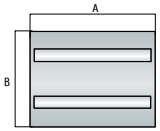

Fig.3

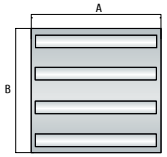

Fig.4

CODICE/***CODE*** Код	DESCRIZIONE/***DESCRIPTION*** Описание	FIGURA/***FIGURE*** Рисунок	A (mm)	B (mm)	PESO/***WEIGHT*** (Kg) Вес
815641.223	Office Evo TW 23W 350mA - 90° TL tunnel	1	595	295	2,26
815641.334	Office Evo TW 34,5W 350mA - 90° TL tunnel	2	1195	295	4,22
815641.233	Office Evo TW 33W 500mA - 90° TL tunnel	1	1195	295	4,22
815641.349	Office Evo TW 49,5W 500mA - 90° TL tunnel	2	595	595	4,22
815641.423	Office Evo TW 23W 350mA - 90° TL tunnel	3	1195	295	4,22
815641.446	Office Evo TW 46W 350mA - 90° TL tunnel	4	595	595	4,22



MADE IN ITALY

Foglio istruzioni / ***Instruction sheet*** / ИНСТРУКЦИЯ ПО МОНТ АЖУ
FIS8150.000
Rev. 01 - 11/2023

AVVERTENZE - ***WARNINGS*** - Предупреждения

La sorgente luminosa di questo apparecchio di illuminazione deve essere sostituita solo da personale qualificato.
The light source of this luminaire shall only be replaced by a qualified person.
Источник света этого светильника должен быть заменен только квалифицированным персоналом.

L'alimentatore di questo apparecchio di illuminazione deve essere sostituita solo da personale qualificato.
The driver of this luminaire shall only be replaced by a qualified person.
Электропитание этого светильника следует заменять только квалифицированным персоналом.

Istruzioni di sostituibilità
Replaceability instruction

Il prodotto deve essere smaltito in modo differenziato in conformità alle leggi nazionali in vigore.
Dispose of luminaire in accordance with applicable regional regulations.
Продукт должен быть утилизирован в соответствии с действующими региональными правилами.

Apparecchio di illuminazione destinato esclusivamente all'utilizzo in ambienti interni.
Luminaire only suitable for application in interior spaces.
Оборудование для освещения, предназначенное исключительно для внутреннего использования.

Pericolo di scossa elettrica. Prima di eseguire interventi di manutenzione e di montaggio, separare l'apparecchio di illuminazione dalla rete e verificare l'assenza di tensione.
Danger of injury from electric shock. Disconnect the luminaire before mounting or carry out maintenance work, and check it is not live.
Опасность травмы от поражения электрическим током. Отключите светильник перед монтажом или выполнить ремонтные работы, и проверить его не живут.

Queste istruzioni devono essere conservate con cura per ogni ulteriore consultazione.
These instructions must be conserved for any further consultation.
Эти инструкции должны быть тщательно сохранены для дальнейших консультаций.

Questo apparecchio contiene una sorgente luminosa in classe energetica C
This luminaire contains a C energy class light source
Это устройство содержит источник света в энергетическом классе C

Apparecchi non idonei ad essere ricoperti di materiale termicamente isolante.
Luminaires not suitable for covering with thermally insulating material.
Оборудование, не приспособленное для термически изоляционного материала.

TW | OFFICE EVO

Foglio istruzioni / ***Instruction sheet*** / ИНСТРУКЦИЯ ПО МОНТ АЖУ

Attenzione / ***Attention*** / Внимание
Prima di alimentare controllare l'istallazione e le connessioni secondo quando indicato in questo foglio istruzioni
Before powering up, check if the installation and connections are as indicated in this instruction sheet
Перед тем, как кормить, убедитесь, что установка и соединения являются вторыми, когда указано в этом листе инструкции

1



2

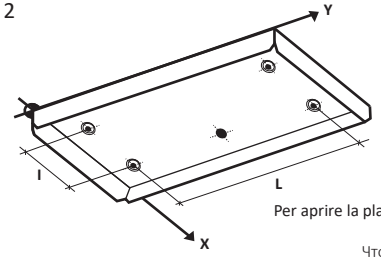

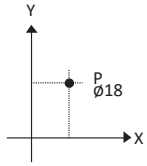

FIGURA ***FIGURE***	I (mm)	L (mm)	Px (mm)	Py (mm)
1	50	420	105	505
2	50	1010	105	810
3	50	1320	105	1020
4	280	420	200	505
5	420	420	295	505
6	420	1010	295	810

Per aprire la plafoniera, utilizzare la fascetta inserita all'interno del prodotto. Rimuoverla prima dell'installazione
To open the luminaire, use the band inside the product. Remove it before installation
Чтобы открыть продукт, используйте полосу, вставленную внутрь. Удалите его перед установкой

3

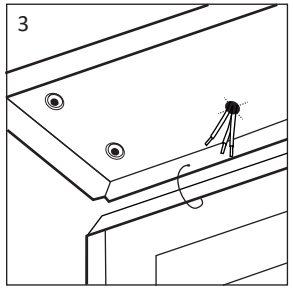

4

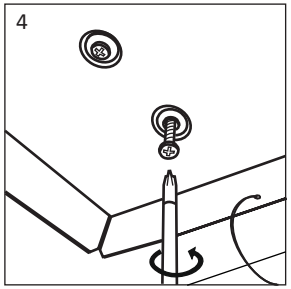

5

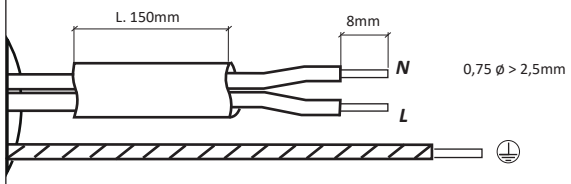

Inserire guaina
Insert cable sheath
Вставьте кабельную оболочку

VERSIONE ON-OFF _ ***ON-OFF VERSION***_ON-OFF версии

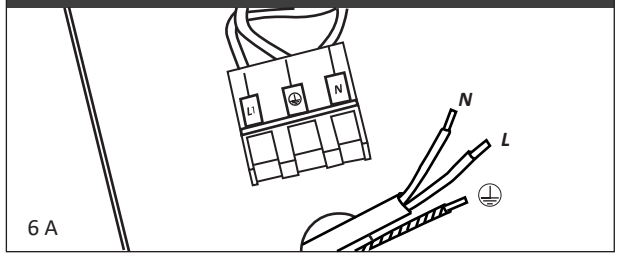

6 A

VERSIONE DALI _ ***DALI VERSION***_DALI версии

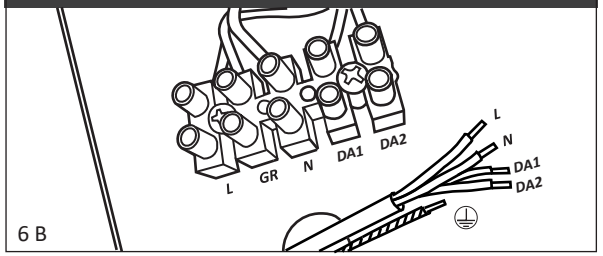

6 B

VERSIONE EMERGENZA _ ***EMERGENCY VERSION***__ Чрезвычайная ситуация версии

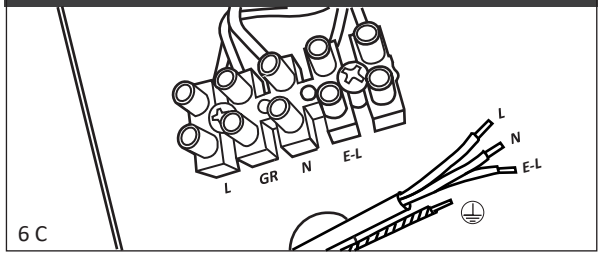

6 C

7



7 A

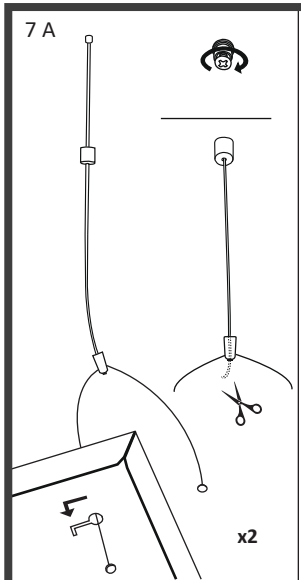

KIT DI SOSPENSIONE PER FIG. 1-2-3
SUSPENSION KIT FOR FIG. 1-2-3
Комплект подвески на цифру:1-2-3
960900.00

7 B

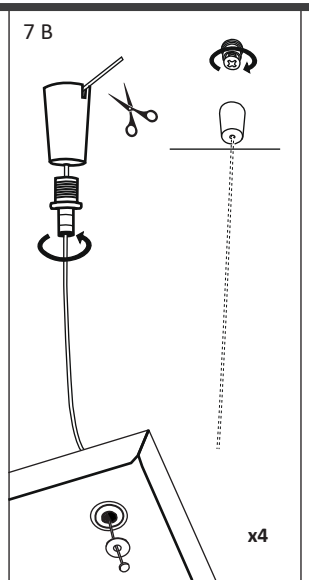

KIT DI SOSPENSIONE PER FIG. 4-5-6
SUSPENSION KIT FOR FIG. 4-5-6
Комплект подвески на цифру:4-5-6
962000.00

8

3p: 961301.003
5p: 961301.007

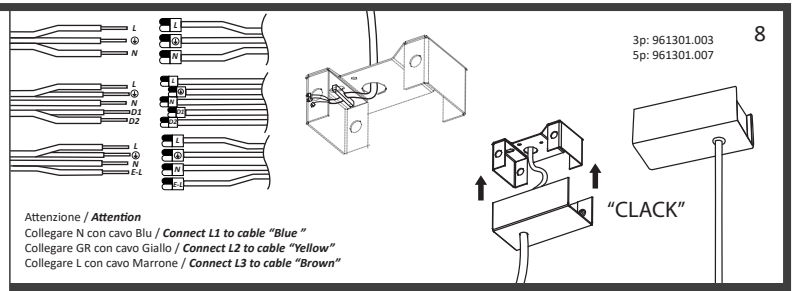

Attenzione / ***Attention***
Collegare N con cavo Blu / ***Connect L1 to cable "Blue "***
Collegare GR con cavo Giallo / ***Connect L2 to cable "Yellow"***
Collegare L con cavo Marrone / ***Connect L3 to cable "Brown"***

KIT ALIMENTAZIONE + ROSONE_***POWER SUPPLY KIT + CEILING BASE***_ мощность и розетка комплект

9

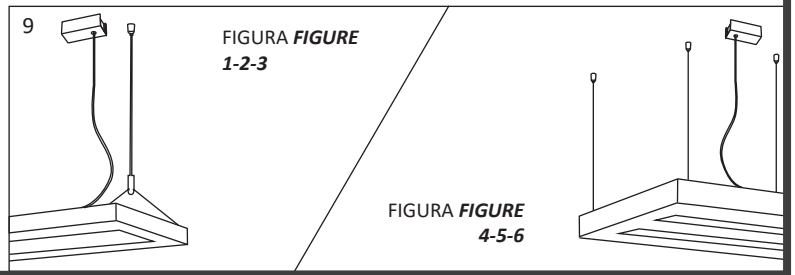

FIGURA ***FIGURE 1-2-3***

FIGURA ***FIGURE 4-5-6***

KIT DI SOSPENSIONE a richiesta_***SUSPENSION KIT on request***_Комплект подвески по требованию