MANUTENZIONE SISTEMA DI EMERGENZA_***EMERGENCY SYSTEM MAINTENANCE***
аварийное обслуживание системы

C·LUCE

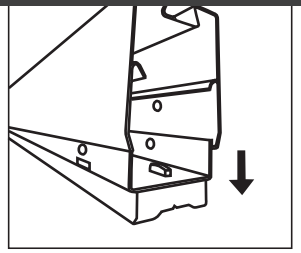

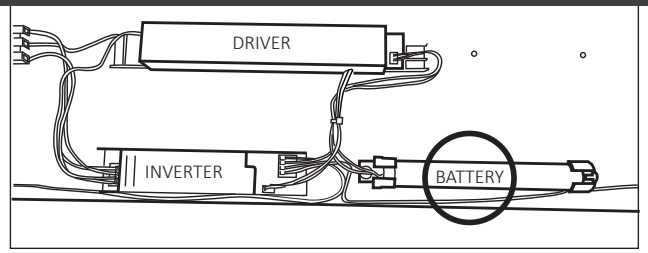

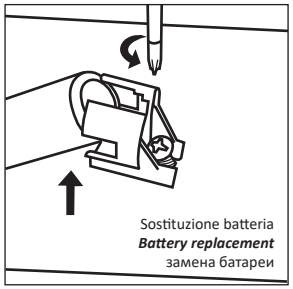

Sostituzione batteria
Battery replacement
замена батареи

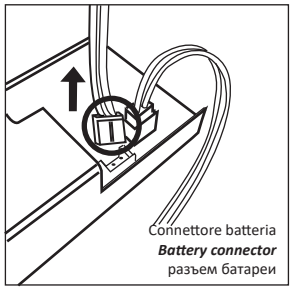

Connettore batteria
Battery connector
разъем батареи

TIPO BATTERIA _***BATTERY TYPE***
аккумуляторная Батареи

Emergency Basic /Smart:
220-240 V
50-60Hz

3,2V/4,5 Ah
Nominal emergency operation period hrs: 3

3,2V/3 Ah
Nominal emergency operation period hrs: 1

Linear Battery for emergency Basic & Smart:
3,2V /4,5 Ah C-3
Nominal emergency operation period hrs: 3

SCHEMA DI COLLEGAMENTO EMERGENZA _***EMERGENCY CONNECTION DIAGRAM***
СХЕМА ЭКСТРЕННОГО СОЕДИНЕНИЯ

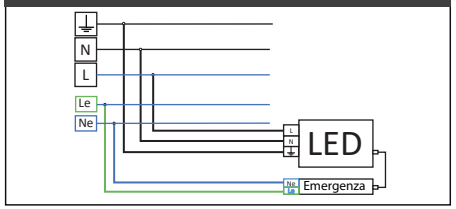

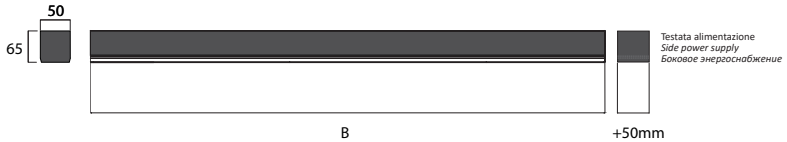

CODICE/***CODE*** Код	DESCRIZIONE/***DESCRIPTION*** Описание	B (mm)	PESO/***WEIGHT*** Вес
624631.217	Sly S 60° 17W 250mA - 113cm 840	1130	2,25
624631.326	Sly S 60° 26W 250mA - 169cm 840	1690	3,20
624631.224	Sly S 60° 24W 350mA - 113cm 840	1130	2,25
624631.336	Sly S 60° 36W 350mA - 169cm 840	1690	3,20
625631.217	Sly S 90° 17W 250mA - 113cm 840	1130	2,25
625631.326	Sly S 90° 26W 250mA - 169cm 840	1690	3,20
625631.224	Sly S 90° 24W 250mA - 113cm 840	1130	2,25
625631.336	Sly S 90° 36W 250mA - 169cm 840	1690	3,20
624001.001	Sly modulo cieco 57 cm + C/P 3x1,5mmq / Blind module 57cm + T/W 3x1,5mmq	570	1,10
624001.002	Sly modulo cieco 113 cm + C/P 3x1,5mmq / Blind module 113 cm + T/W 3x1,5mmq	1130	2,10
624001.003	Sly modulo cieco 169 cm + C/P 3x1,5mmq / Blind module 169 cm + T/W 3x1,5mmq	1690	3,00

C Luce srl _ via Marmolada 5/11 _ 20060 Truccazzano (MI) www.cluce.it

SLY S c-SYSTEM

CE | UGR up to <16 | IP43 | IK05 | ta -25/+40 | 50-60 Hz | 220-240V | **EN** 60598-1

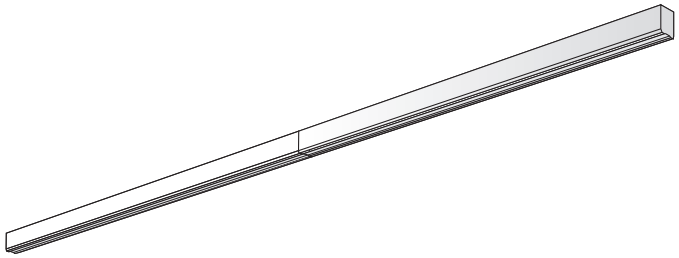

MADE IN ITALY

Foglio istruzioni / ***Instruction sheet*** / ИНСТРУКЦИЯ ПО МОНТ АЖУ FIS6250.000
Rev. 02 - 09/2021

AVVERTENZE - ***WARNINGS*** - Предупреждения

La sorgente luminosa di questo apparecchio di illuminazione deve essere sostituita solo da personale qualificato.
The light source of this luminaire shall only be replaced by a qualified person.
Источник света этого светильника должен быть заменен только квалифицированным персоналом.

L'alimentatore di questo apparecchio di illuminazione deve essere sostituita solo da personale qualificato.
The driver of this luminaire shall only be replaced by a qualified person.
Электропитание этого светильника следует заменять только квалифицированным персоналом.

Il prodotto deve essere smaltito in modo differenziato in conformità alle leggi nazionali in vigore.
Dispose of uminaire in accordance with applicable regional regulations.
Продукт должен быть утилизирован в соответствии с действующими региональными правилами.

Apparecchio di illuminazione destinato esclusivamente all'utilizzo in ambienti interni.
Luminaire only suitable for application in interior spaces.
Оборудование для освещения, предназначенное исключительно для внутреннего использования.

Pericolo di scossa elettrica. Prima di eseguire interventi di manutenzione e di montaggio, separare l'apparecchio di illuminazione dalla rete e verificare l'assenza di tensione.
Danger of injury from electric shock. Disconnect the luminaire before mounting or carry out maintenance work, and check it is not live.
Опасность травмы от поражения электрическим током. Отключите светильник перед монтажом или выполнить ремонтные работы, и проверить его не живут.

Queste istruzioni devono essere conservate con cura per ogni ulteriore consultazione.
These instructions must be conserved for any further consultation.
Эти инструкции должны быть тщательно сохранены для дальнейших консультаций.

Questo apparecchio contiene una sorgente luminosa in classe energetica B-C
This luminaire contains a B-C energy class light source
Это устройство содержит источник света в энергетическом классе B-C

Apparecchi non idonei ad essere ricoperti di materiale termicamente isolante.
Luminaires not suitable for covering with thermally insulating material.
Оборудование, не приспособленное для термически изоляционного материала.

SLY S C-SYSTEM

Foglio istruzioni / ***Instruction sheet*** / ИНСТРУКЦИЯ ПО МОНТ АЖУ

Attenzione / ***Attention*** / Внимание
Prima di alimentare controllare l'istallazione e le connessioni secondo quando indicato in questo foglio istruzioni
Before powering up, check if the installation and connections are as indicated in this instruction sheet
Перед тем, как кормить, убедитесь, что установка и соединения являются вторыми, когда указано в этом листе инструкции

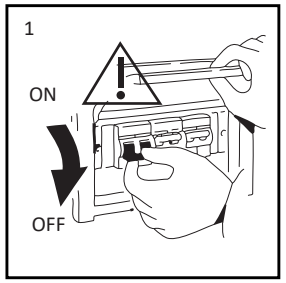

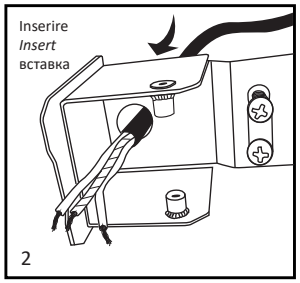

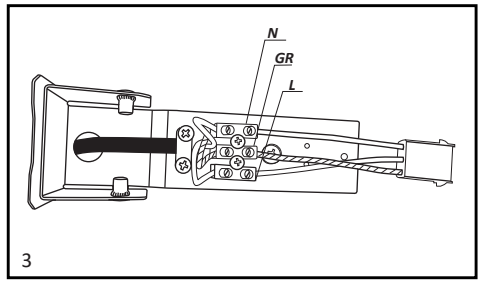

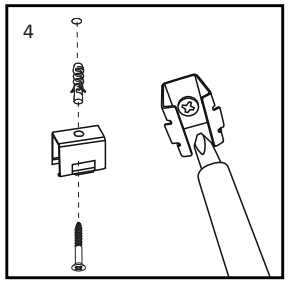

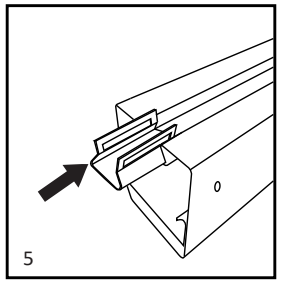

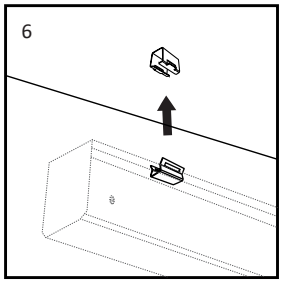

VERSIONE 3 POLI (ON-OFF) / 3 POLES VERSION (ON-OFF) / ON-OFF версии

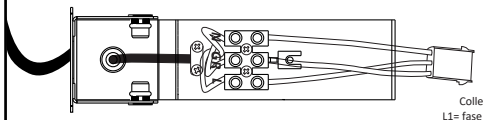

Op.1

Attenzione / ***Attention*** / Внимание
Collegare N con cavo Blu / ***Connect L1 to cable "Blue"*** / Подключите L1 с голубым кабелемF
Collegare GR con cavo Giallo / ***Connect L2 to cable "Yellow"*** / Подключите GR с желтым кабелем
Collegare L con cavo Marrone / ***Connect L3 to cable "Brown"*** / Подключите L3 с коричневым кабелем
L1= fase di alimentazione apparecchio di testa/ ***head unit feading phase*** / L1= головной блок feading фазы

VERSIONE 5 POLI (DALI-DIMM) / 5 POLES VERSION (DALI-DIMM) / DALI-DIMM версии

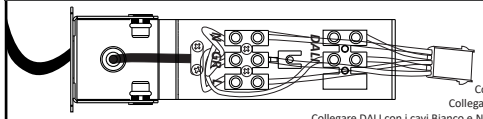

Op.2

Attenzione / **Attention** / Внимание
Collegare N con cavo Blu / **Connect L1 to cable "Blue"** / Подключите L1 с голубым кабелемF
Collegare GR con cavo Giallo / **Connect L2 to cable "Yellow"** / Подключите GR с желтым кабелем
Collegare L con cavo Marrone / **Connect L3 to cable "Brown"** / Подключите L3 с коричневым кабелем
Collegare DALI con i cavi Bianco e Nero / **Connect DALI to cables "Black and White"** / Подключите DALI с черно-белыми кабелями

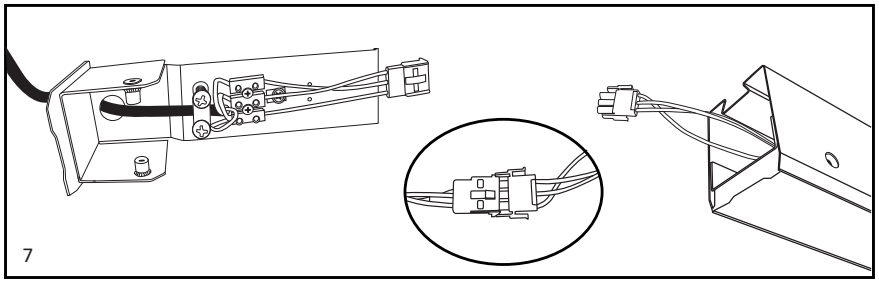

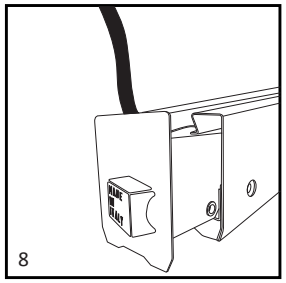

Attenzione! Collegare
l'alimentazione
di rete come da immagine

Attention!
Connect power
as the image

Внимание!
Подключение питания
как изображение

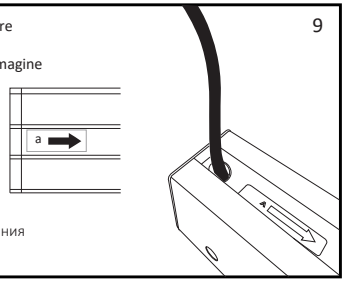

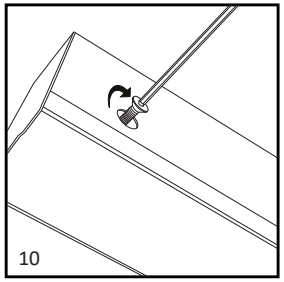

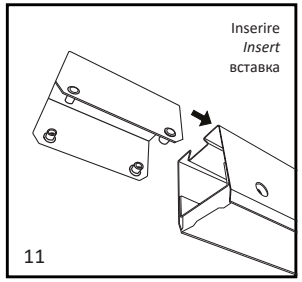

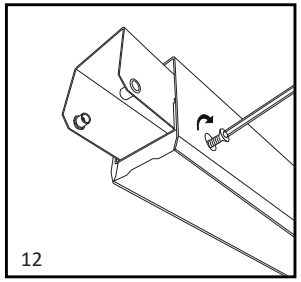

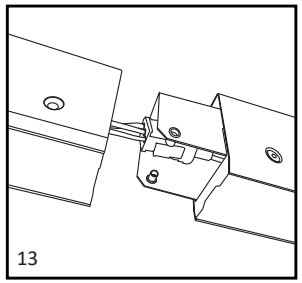

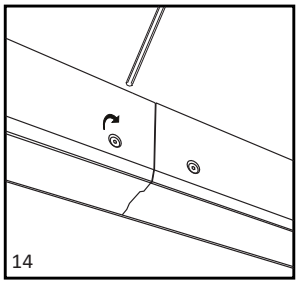

ACCESSORI- *ACCESSORIES*- Аксессуары
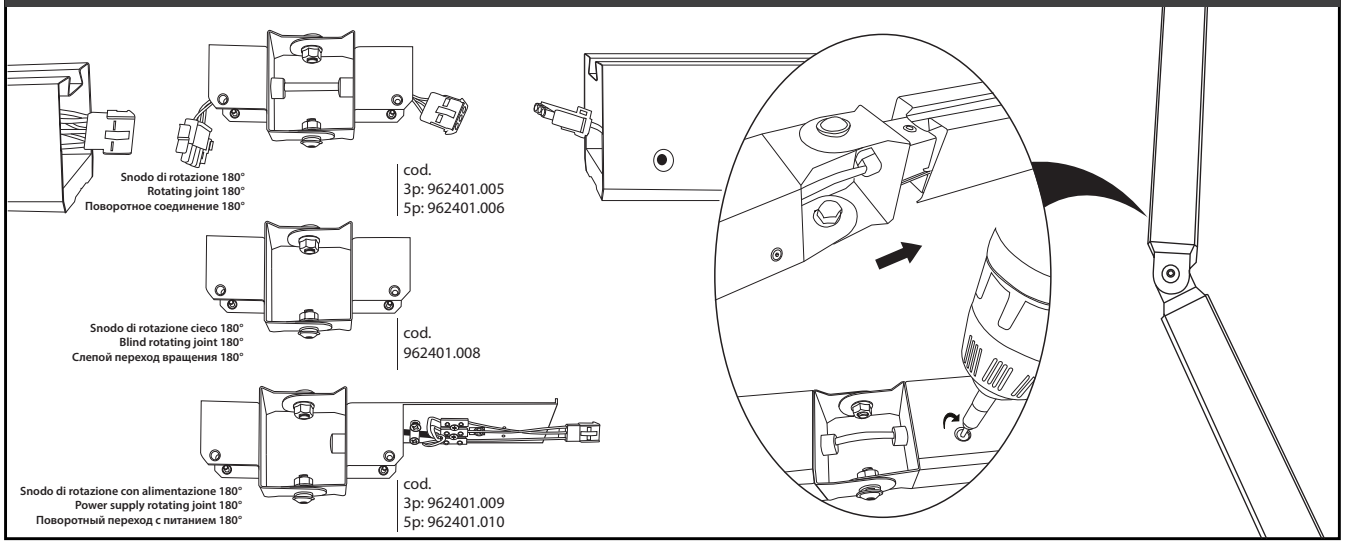
SNODO DI ROTAZIONE - *ROTATING JOINT* -ЦЕНТР ВРАЩЕНИЯ