MANUTENZIONE SISTEMA DI EMERGENZA_***EMERGENCY SYSTEM MAINTENANCE***
аварийное обслуживание системы

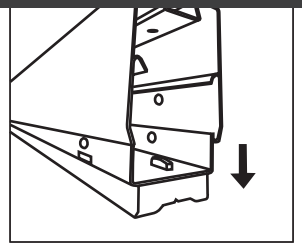

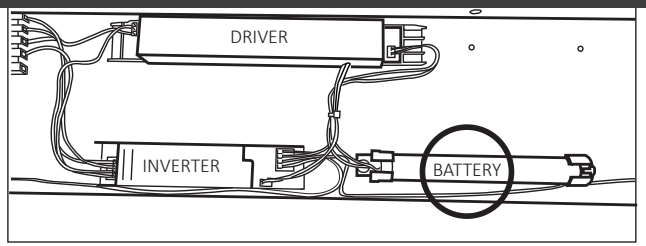

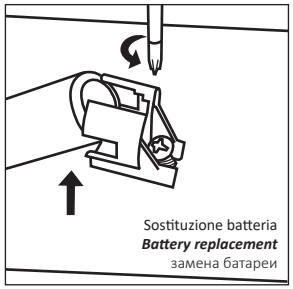

Sostituzione batteria
Battery replacement
замена батареи

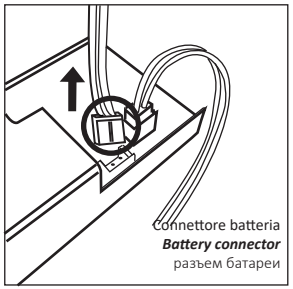

Connettore batteria
Battery connector
разъем батареи

TIPO BATTERIA _***BATTERY TYPE*** аккумуляторная Батареи	
Emergency Basic /Smart: 220-240 V 50-60Hz	3,2V/4,5 Ah Nominal emergency operation period hrs: 3
	3,2V/3 Ah Nominal emergency operation period hrs: 1
Linear Battery for emergency Basic & Smart:	3,2V /4,5 Ah C-3 Nominal emergency operation period hrs: 3

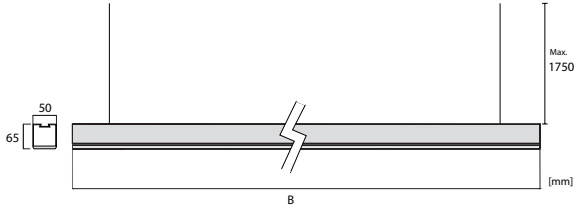

CODICE/***CODE*** Код	DESCRIZIONE/***DESCRIPTION*** Описание	CLASSE ENERGETICA/***ENERGY CLASS*** Класс энергетической	B(mm)	PESO/***WEIGHT***(Kg) Вес
		dal 1° Set. 2021/ from Sept 1st 2021		
613631.217	Sly 60 S/C LED 14W Sis. Componibile / Comp. System	D	1130	2,25
613631.326	Sly 60 S/C LED 20,5W Sis. Componibile / Comp. System	C	1690	3,20
613631.224	Sly 60 S/C LED 24W Sis. Componibile / Comp. System	D	1130	2,25
613631.336	Sly 60 S/C LED 36W Sis. Componibile / Comp. System	D	1690	3,20
614631.217	Sly 90 S/C LED 14W Sis. Componibile / Comp. System	D	1130	2,25
614631.326	Sly 90 S/C LED 20,5W Sis. Componibile / Comp. System	C	1690	3,20
614631.224	Sly 90 S/C LED 24W Sis. Componibile / Comp. System	D	1130	2,25
614631.336	Sly 90 S/C LED 36W Sis. Componibile / Comp. System	D	1690	3,20
613001.001	Sly modulo cieco + C/P 3x1,5mmq / Blind module + T/W 3x1,5mmq		560	1,10
613001.002	Sly modulo cieco + C/P 3x1,5mmq / Blind module + T/W 3x1,5mmq		1130	2,10
613001.003	Sly modulo cieco + C/P 3x1,5mmq / Blind module + T/W 3x1,5mmq		1690	3,00

ACCESSORI / ***ACCESORY*** /Аксессуары

961300.000	Giunto meccanico per fila continua/Joint for through wiring	0,29
961301.002	Testata alimentazione Sly 3p/ 3p Sly Side power supply	0,10
961301.004	Testata alimentazione Sly 5p/ 5p Sly Side power supply	0,10
961301.002	Tappo laterale / Side cap	0,04
961301.003	Alimentazione + Rosone L= 2,5mt / Power Supply kit L=2,5mt + Ceiling base 3p	0,30
961301.007	Alimentazione + Rosone L= 2,5mt / Power Supply kit L=2,5mt + Ceiling base 5p	0,30
961301.001	Snodo rotazione 180°/ 180° rotating joint 3p	0,18
961301.006	Snodo rotazione 180°/ 180° rotating joint 5p	0,18
961301.008	Snodo di rotazione cieco (180°) / Rotating joint cieco (180°)	0,18
code + 01	Kit Emergenza 1h | 1h Emergency kit	+0,35
code + 03	Kit Emergenza 3h | 3h Emergency kit	+0,54

C·LUCE

SLY s-c

CE | EAC | IP43 | IK 05 | ⏚ | ta -25/+40 | EN 60598-/:2015 | 50-60 Hz | 220-240V

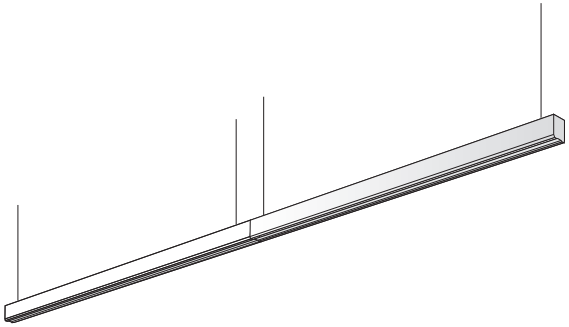

MADE IN ITALY

Foglio istruzioni / ***Instruction sheet*** / ИНСТРУКЦИЯ ПО МОНТ АЖУ
FIS6230.000
Rev. 03 - 09/2020

AVVERTENZE - ***WARNINGS*** - Предупреждения

Il prodotto deve essere smaltito in modo differenziato in conformità alle leggi nazionali in vigore.
Dispose of uminaire in accordance with applicable regional regulations.
Продукт должен быть утилизирован в соответствии с действующими региональными правилами.

Pericolo di scossa elettrica. Scollegare l'apparecchio di illuminazione dalla rete elettrica.
Danger of injury from electric shock. Disconnect the luminaire from the power supply.
Опасность поражения электрическим током. Отключите светильник от электросети.

Apparecchio di illuminazione destinato esclusivamente all'utilizzo in ambienti interni.
Luminaire only suitable for application in interior spaces.
Оборудование для освещения, предназначенное исключительно для внутреннего использования.

Pericolo di scossa elettrica. Prima di eseguire interventi di manutenzione e di montaggio, separare l'apparecchio di illuminazione dalla rete e verificare l'assenza di tensione.
Danger of injury from electric shock. Disconnect the luminaire before mounting or carry out maintenance work, and check it is not live.
Опасность травмы от поражения электрическим током. Отключите светильник перед монтажом или выполнить ремонтные работы, и проверить его не живут.

Queste istruzioni devono essere conservate con cura per ogni ulteriore consultazione.
These instructions must be conserved for any further consultation.
Эти инструкции должны быть тщательно сохранены для дальнейших консультаций.

Questo apparecchio contiene una sorgente luminosa in classe energetica A++
This luminaire contains a A++ energy class light source
Это устройство содержит источник света в энергетическом классе A++
Secondo il regolamento UE 2019/2015 dal 1° settembre 2021 la sorgente luminosa risulterà in classe energetica C-D
According to the EU regulation 2019/2015 from September 1st 2021 the light source will result in energy class C-D
Согласно Регламенту ЕС 2019/2015 от 1 сентября 2021 года источник света будет в энергетическом классе C-D

Apparecchi non idonei ad essere ricoperti di materiale termicamente isolante.
Luminaires not suitable for covering with thermally insulating material.
Оборудование, не приспособленное для термически изоляционного материала.

SLY S-C

Foglio istruzioni / ***Instruction sheet*** / ИНСТРУКЦИЯ ПО МОНТ АЖУ

Attenzione / ***Attention*** / Внимание
Prima di alimentare controllare l'istallazione e le connessioni secondo quando indicato in questo foglio istruzioni
Before powering up, check if the installation and connections are as indicated in this instruction sheet
Перед тем, как кормить, убедитесь, что установка и соединения являются вторыми, когда указано в этом листе инструкции

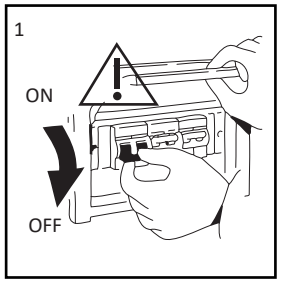

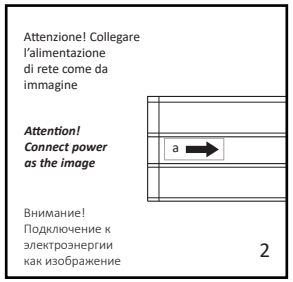

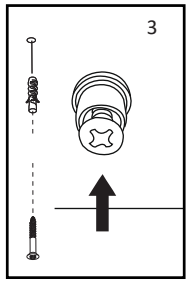

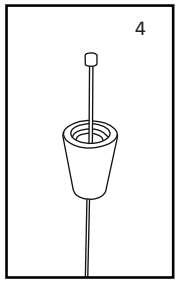

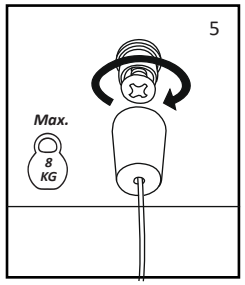

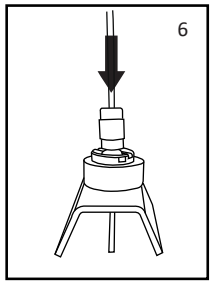

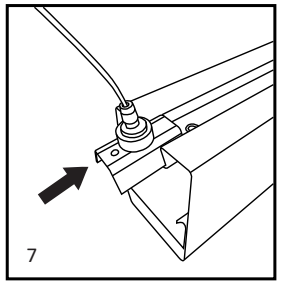

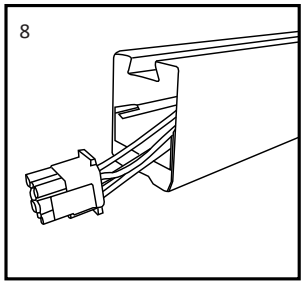

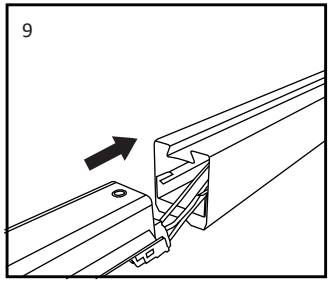

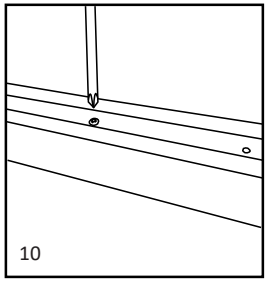

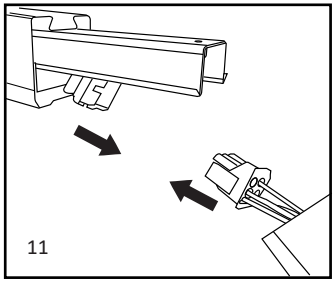

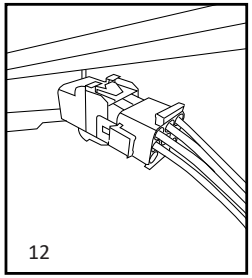

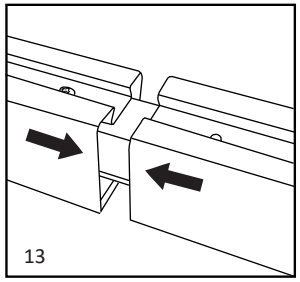

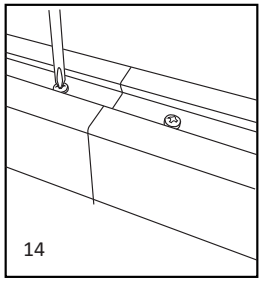

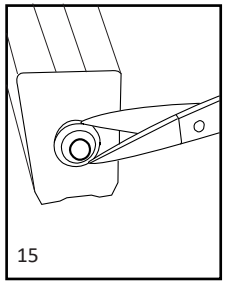

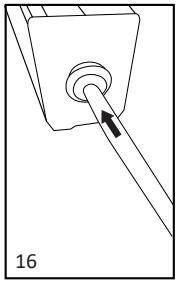

VERSIONE 5 POLI (DALI-DIMM) / 5 POLES VERSION (DALI-DIMM) / DALI-DIMM версии

Attenzione / **Attention** / Внимание
Collegare N con cavo Blu / **Connect L1 to cable "Blue"** / Подключите L1 с голубым кабелемF
Collegare GR con cavo Giallo / **Connect L2 to cable "Yellow"** / Подключите GR с желтым кабелем
Collegare L con cavo Marrone / **Connect L3 to cable "Brown"** / Подключите L3 с коричневым кабелем
Collegare DALI con i cavi Bianco e Nero / **Connect DALI to cables "Black and White"** / Подключите DALI с черно-белыми кабелями

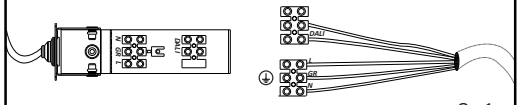

17 Op.1

VERSIONE 3 POLI (ON-OFF) / 3 POLES VERSION (ON-OFF) / ON-OFF версии

Attenzione / ***Attention*** / Внимание
Collegare N con cavo Blu / ***Connect L1 to cable "Blue"*** / Подключите L1 с голубым кабелемF
Collegare GR con cavo Giallo / ***Connect L2 to cable "Yellow"*** / Подключите GR с желтым кабелем
Collegare L con cavo Marrone / ***Connect L3 to cable "Brown"*** / Подключите L3 с коричневым кабелем
L1= fase di alimentazione apparecchio di testa/ ***head unit feading phase*** / L1= головной блок feading фазы

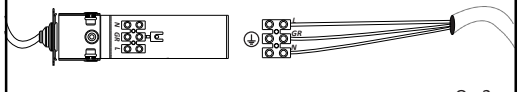

18 Op.2

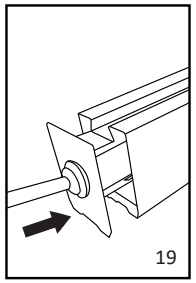

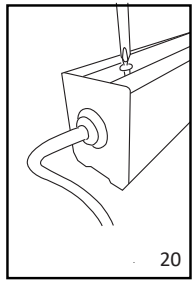



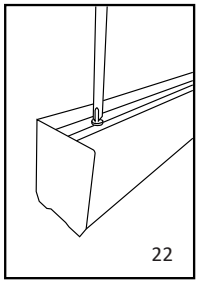

ACCESSORI- *ACCESSORIES*- Аксессуары

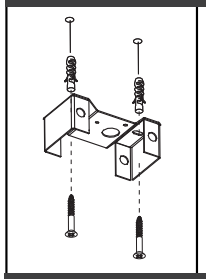

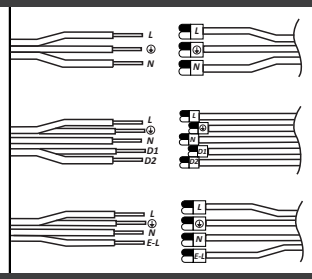

Attenzione / ***Attention*** / Внимание
Collegare N con cavo Blu / ***Connect L1 to cable "Blue"*** / Подключите L1 с голубым кабелемF
Collegare GR con cavo Giallo / ***Connect L2 to cable "Yellow"*** / Подключите GR с желтым кабелем
Collegare L con cavo Marrone / ***Connect L3 to cable "Brown"*** / Подключите L3 с коричневым кабелем

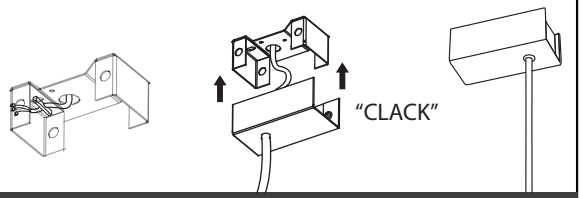

KIT ALIMENTAZIONE + ROSONE_***POWER SUPPLY KIT + CEILING BASE_*** мощность и розетка комплект

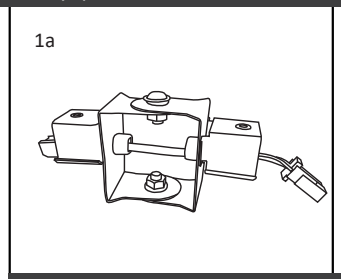

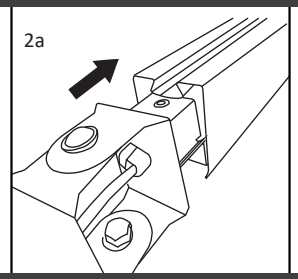

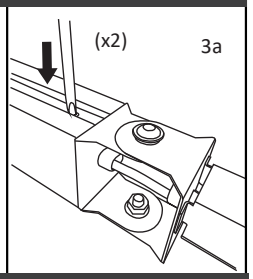

SNODO DI ROTAZIONE - *ROTATING JOINT* -ЦЕНТР ВРАЩЕНИЯ